

6FM75D-X 12V 75Ah(10hr)

The rechargeable batteries are lead-lead dioxide systems. The dilute sulfuric acid electrolyte is absorbed by separators and plates and thus immobilized. Should the battery be accidentally overcharged producing hydrogen and oxygen, special one-way valves allow the gases to escape thus avoiding excessive pressure build-up. Otherwise, the battery is completely sealed and is, therefore, maintenance-free, leak proof and usable in any position.



Battery Construction

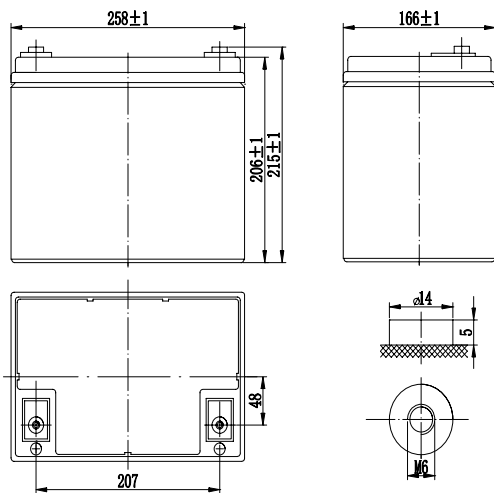
Component	Positive plate	Negative plate	Container	Cover	Safety valve	Terminal	Separator	Electrolyte
Raw material	Lead dioxide	Lead	ABS	ABS	Rubber	Pb	Fiberglass	Sulfuric acid

General Features

- Absorbent Glass Mat (AGM) technology for efficient gas recombination of up to 99% and freedom from electrolyte maintenance or water adding.
- Not restricted for air transport-complies with IATA/ICAO Special Provision A67.
- UL-recognized component.
- Can be mounted in any orientation.
- Computer designed lead, calcium tin alloy grid for high power density.
- Long service life, float or cyclic applications.
- Maintenance-free operation.
- Low self discharge.

Dimensions and Weight

Length(mm / inch)	258 / 10.16
Width(mm / inch)	166 / 6.54
Height(mm / inch)	206 / 8.11
Total Height(mm / inch)	215 / 8.46
Approx. Weight(Kg / lbs)	24 / 52.9



Performance Characteristics

Nominal Voltage	12V
Number of cell	6
Design Life	10 years
Nominal Capacity 77°F(25°C)		
10 hour rate (7.50A, 10.8V)	75.0Ah
5 hour rate (13.4A, 10.5V)	67.0Ah
1 hour rate (49.5A, 9.6V)	49.5Ah
Internal Resistance		
Fully Charged battery 77°F(25°C)	5.7mOhms
Self-Discharge		
3% of capacity declined per month at 20°C(average)		
Operating Temperature Range		
Discharge	-20~60°C
Charge	-10~60°C
Storage	-20~60°C
Max. Discharge Current 77°F(25°C)	700A(5s)
Short Circuit Current	1800A
Charge Methods: Constant Voltage Charge 77°F(25°C)		
Cycle use	14.4-14.7V
Maximum charging current	22.5A
Temperature compensation	-30mV/°C
Standby use	13.6-13.8V
Temperature compensation	-20mV/°C

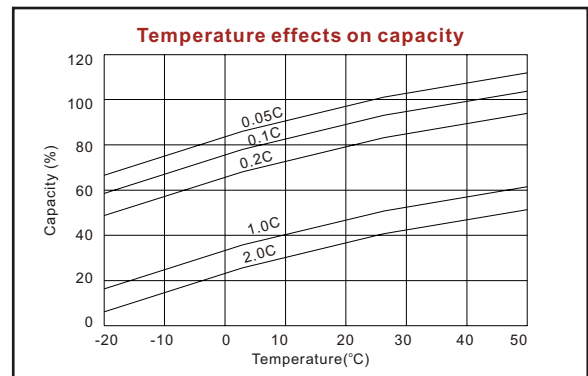
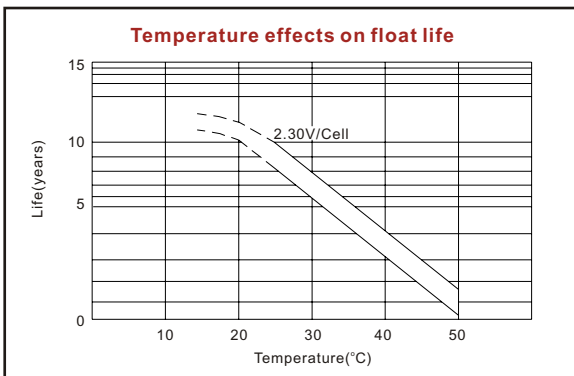
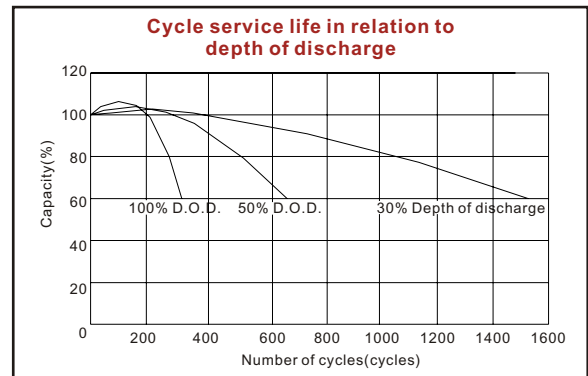
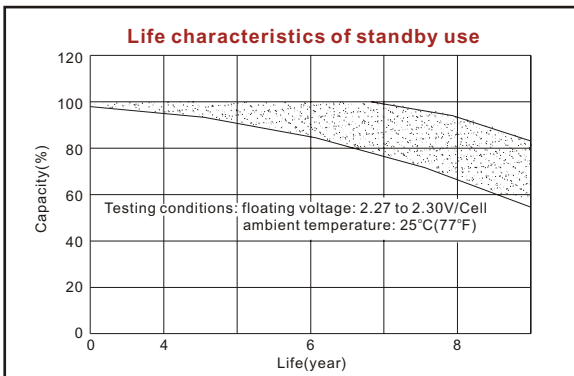
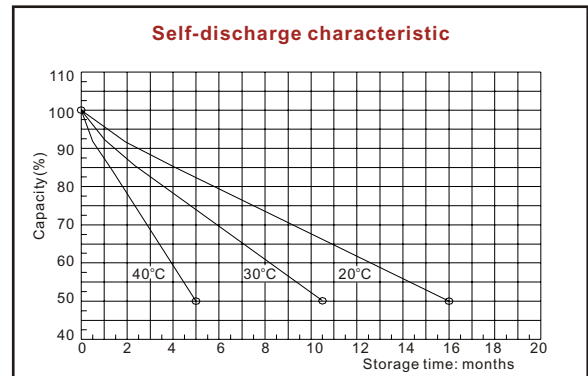
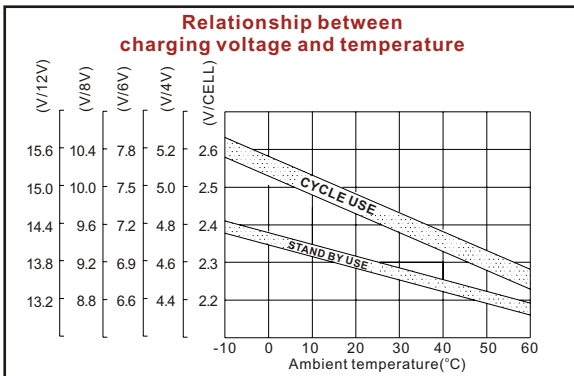
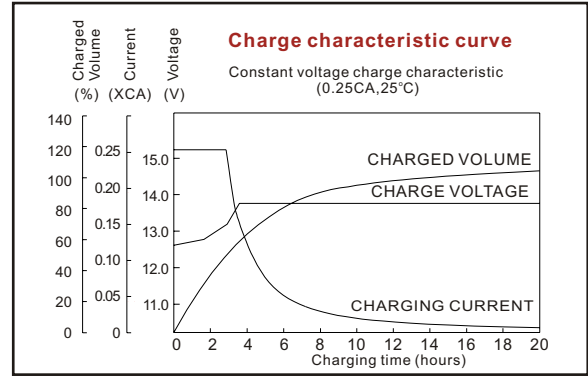
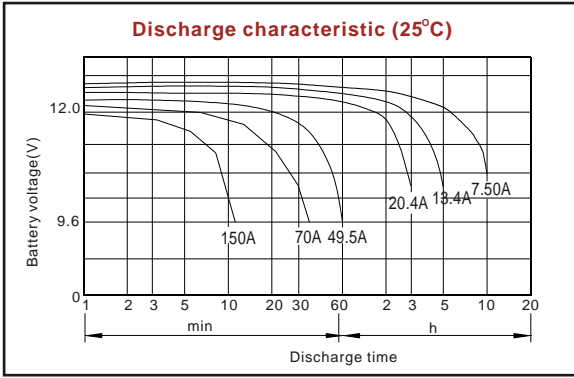
Discharge Constant Current (Amperes at 77°F25°C)

End Point Volts/Cell	5min	10min	15min	30min	45min	1h	3h	5h	10h
1.60V	228	171	133	79.8	60.5	49.5	21.6	14.2	7.67
1.65V	211	162	127	76.3	55.3	46.8	21.2	14.0	7.65
1.70V	196	152	118	75.1	53.9	46.2	20.8	13.8	7.60
1.75V	185	145	114	71.8	52.6	44.6	20.4	13.4	7.55
1.80V	171	133	109	71.3	52.2	42.8	19.6	13.2	7.50

Discharge Constant Power (Watts at 77°F25°C)

End Point Volts/Cell	5min	10min	15min	30min	45min	1h	2h	3h	5h
1.60V	392	301	239	154	118	94.3	53.4	39.8	26.7
1.65V	383	288	234	149	116	92.2	52.1	38.8	26.5
1.70V	356	278	230	141	109	88.5	50.9	38.5	25.9
1.75V	338	263	216	139	109	85.2	49.7	37.9	25.9
1.80V	324	251	206	138	104	82.9	49.0	37.6	25.7

(Note)The above characteristics data are average values obtained within three charge/discharge cycles not the minimum values.



ISO9001:2000

MH25860

G4M19906-9202-E-16

www.vision-batt.com

Shenzhen Center Power Tech. Co., Ltd.
 Center Power Industrial Park, Tongfu Industrial District Dapeng Town, 518120 Shenzhen, China
 Tel: (+86-755) 8431 8088 Fax: (+86-755) 8431 8038 E-mail: sales@vision-batt.com